

COMPLETED PROJECT

WWW.JOSHUAJAMESLTD.CO.UK

A decorative gold frame graphic consisting of several rectangular sections. At the top, there are two 2x2 grids of squares separated by a vertical double-line bar. Below these, a large L-shaped frame encloses the main text. At the bottom, there is another 2x2 grid of squares with a vertical bar in the center of the left column.

JOSHUA JAMES LTD.

2023

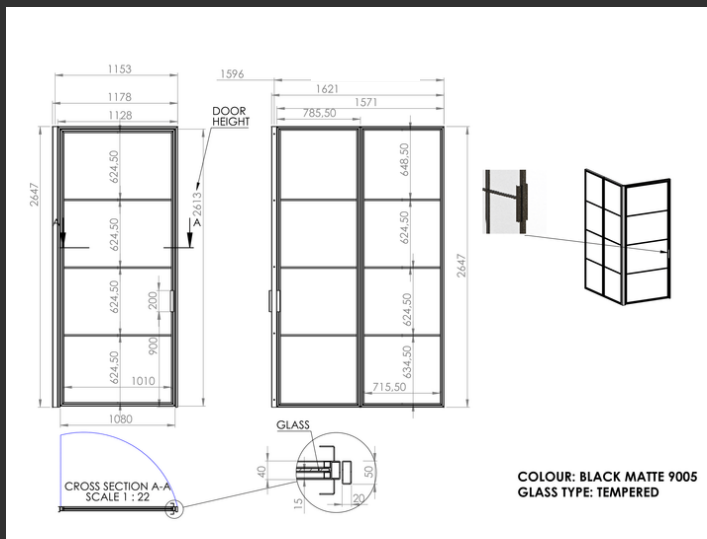
SINGLE DOOR WITH FIXED CORNER SCREEN
DOUBLE DOOR WITH FIXED SIDE SCREEN
TWICKENHAM, SURREY

LEAD TIME:
6 WEEKS

PROJECT VALUE:
£9,950 + VAT

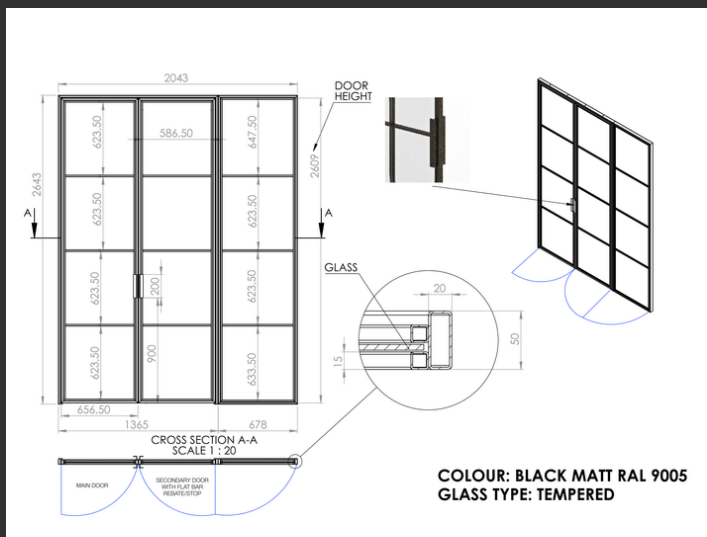
SINGLE DOOR WITH FIXED CORNER SCREEN
DOUBLE DOOR WITH FIXED SIDE SCREEN
TWICKENHAM, SURREY

Design.



The client of our Twickenham project got in contact with us after being recommended our services by one of our previous clients who was situated only a road away.


When they got in contact with us, both clients were undergoing full ground-floor refurbishments knocking down existing walls to create a much more open-plan living space while completely modernising their homes in the process.



The primary objective for this project was to create a glass hallway, dividing the living room from the open kitchen diner. Creating a separate yet connected living room at the front of the house meant that the client's family could enjoy watching a movie while the TV in the kitchen could be showing football simultaneously. This was not previously possible due to the conflict in sound from both screens.

SINGLE DOOR WITH FIXED CORNER SCREEN
DOUBLE DOOR WITH FIXED SIDE SCREEN
TWICKENHAM, SURREY

SINGLE DOOR WITH FIXED CORNER SCREEN



The single door with fixed corner screen was strategically engineered to cover the joint between the new hallway and living room floor.


The use of our InoCross20 system, which incorporated a 50 mm x 50 mm steel post to support both the door and side screen, enabled both components to be seamlessly joined at a 90-degree angle. The solid yet minimal solution allowed the client to obtain the exact finish he was looking for without compromising the naturally slim profile of our InoCross20 system.

During the design process, it was discussed whether to have the door full width or incorporate another smaller fixed screen. After careful consideration, the client chose to have the door full width to allow for furniture to be brought in and out with ease.

The client discussed the design elements of his project in great depth with his interior designer, ensuring that the Cross Bar design would complement the modern tone of his refurbishment.

SINGLE DOOR WITH FIXED CORNER SCREEN
DOUBLE DOOR WITH FIXED SIDE SCREEN
TWICKENHAM, SURREY

DOUBLE DOOR WITH FIXED SIDE SCREEN



The use of a double door set with just one fixed side screen as appose to the traditional design which included two means that each panel is larger, allowing the space to open up wider for access.

The full-length doors on this project complement the height of the ceilings within the property. This contributes superbly to delivering the open and airy feel desired by the client. The only other internal doors on the ground floor of the property were two standard-height timber single doors. These were located out of sight, allowing full-height doors to work in perfect harmony with each other, without contrast from the other doors.

The double door set in this project was strategically positioned meaning that the outer framework covered the joint between the painted hallway walls and the textured wallpaper in the kitchen.

Once again the client chose to dress these doors with our Trim handle and three horizontal Cross Bar design, impressing a sleek and minimalistic finish on the renovation.

SINGLE DOOR WITH FIXED CORNER SCREEN
DOUBLE DOOR WITH FIXED SIDE SCREEN
TWICKENHAM, SURREY

Project Photos.

BEFORE



SINGLE DOOR WITH FIXED CORNER SCREEN



DOUBLE HINGED
DOOR WITH FIXED
SIDE SCREEN



AFTER

SINGLE DOOR WITH FIXED CORNER SCREEN
DOUBLE DOOR WITH FIXED SIDE SCREEN
TWICKENHAM, SURREY



Getting the doors right on this project was a must for the homeowner, being that they are the first feature that you are greeted with when entering the property.

Our Twickenham project is an excellent example of how a traditional style of door can work superbly in a modern home. Boasting a 20mm frame, and a 15mm bead and Cross Bars, our InoCross20 system offers the perfect finishing touch to any property. It really is the perfectly balanced modern take on a very traditional market.

With a length of only 250mm, our Trim handle is seamlessly welded to the frame, offering an ideal finish for any minimalist dwelling. Even with its discreet appearance, our Trim handle compromises nothing to its functionality, complimenting the streamlined design of our InoCross20 doors.

SINGLE DOOR WITH FIXED CORNER SCREEN
DOUBLE DOOR WITH FIXED SIDE SCREEN
TWICKENHAM, SURREY

CLIENTS COMMENT.



"We recently had our 2 steel doors installed by Joshua James Ltd. All we can say from start to finish was that they are extremely professional. The quality is second to none and the whole process from designing to installing was stress free and smooth. We would highly recommend them and will definitely use them in the future!"

CLIENTS COMMENT

COMPLETED PROJECT

CONTACT US TODAY.

RECEIVE YOUR
FREE QUOTE
INSTANTLY.

W: www.joshuajamesltd.co.uk

E: info@joshuajamesltd.co.uk

T: 020 3778 1386

JOSHUA  JAMES
CONTEMPORARY GLASS SPECIALISTS
